

## Relay Kit 800038



**AEM Electric Company**

Relay kit 800038

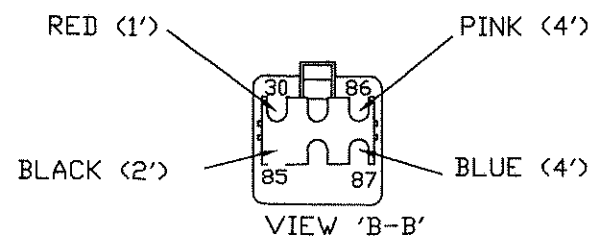
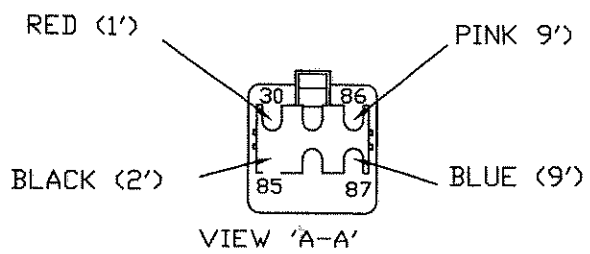
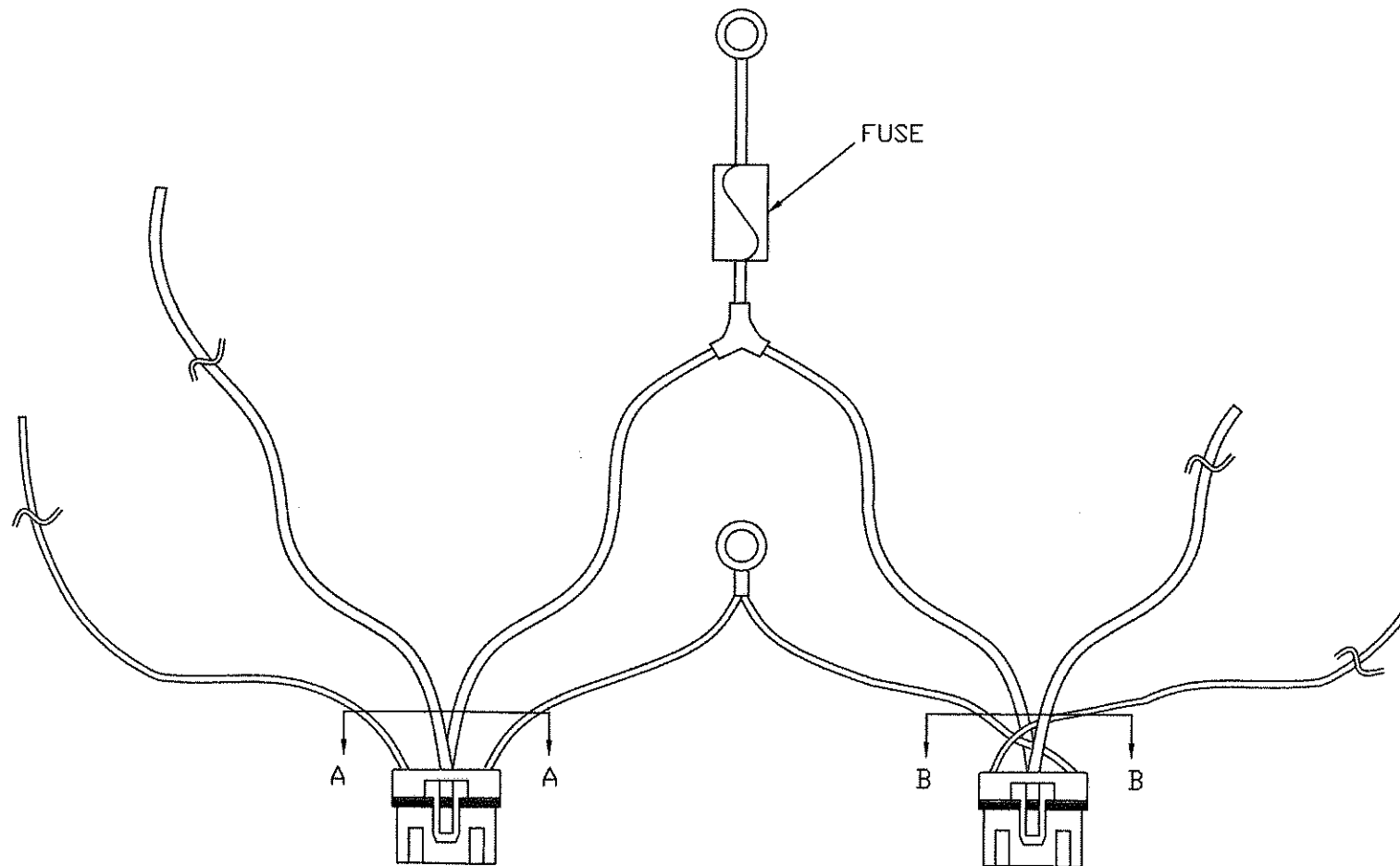
R00

INST0142

Relay kit 800038			
Item	Part #	Description	Quantity
1	800039	Harness Assembly	1
2	800041	Relay	2
3	761232	Butt connector	2
4	HH-00455-007	Self tapping screw	2

**Installation**

1. Install relays (2) as close as possible on the side where battery is located using self tapping screws (4).
2. Plug harness assembly (1) in the relays. Guide wires as shown on the drawing.
3. Blue wire from harness 800037 (snowplow harness) needs to be attached to the blue wire on harness 800039 (1) instead of to turn light, using butt connector (3) (see drawing).



# Installation Of Relay Kit #800038

